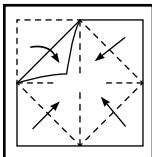
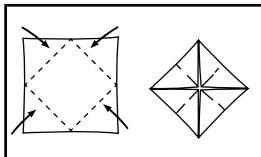


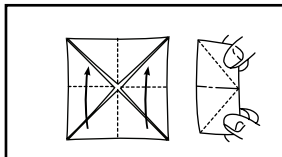
Cut along the outside border to make your paper square.



Start on plain side. Fold outside corners in to the middle.



Turn square over. Fold new outside corners in to the middle.



Fold top edge to bottom edge. Crease along middle. Open back up. Fold one side to other side. Crease along middle. Open back up.



Turn square over. Put your thumbs and pointer fingers into the four pockets on back. Write numbers on the outside of the question flaps. Color, then play the game!

### How to play:

1. Pick a friend to play. Ask his or her age. Open and close the pop-up that number of times.
2. Have the player pick another number. Then open and close the pop-up that number of times. Open the number chosen and give the quiz!